

Weekly Wild Wednesday

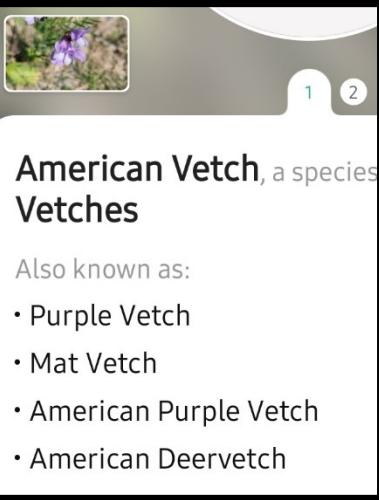
May 31st, 2023

What a Week of "Hikes and How-To-s!"

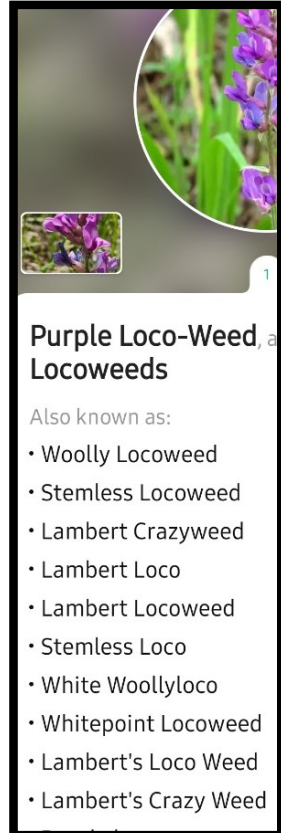
Woooooow Weather! Near perfect conditions several days this week had us ditching all our excess indoor activity and heading OUT to see what's blooming!

Pretty in PURPLE! This American Purple Vetch really caught our attention in the newly cleared [Humme](#) areas, where aggressive Cedars were burned a couple of years ago. Gorgeous!

← Click photo for details!



← We like the [Picture This App](#) but there are MANY others that are excellent!



And the Loco-Weed!
What a gorgeous plant with such a crazy name!

Below, Our final recipient for Non-Profit grants John Buntsma met with us to go over the ideas and plans for spending the \$500.



We are so excited about this project!



Cheri gave us an excellent tutorial step-by-step of how to divide a rootbound sedge! Thank you, Cheri! This is amazing!



1.

I'm doubling my money with this sedge! Many plants can be divided especially grass type plants.



2.

This plant is very root bound. Dividing it will actually benefit it!



3.

When the roots look like this it can be difficult for them to root out into the soil. It can also be difficult for them to absorb water.



4.

I'm just going to cut this plant in half using a serrated steak knife.



5.

Even if you don't want to divide it, this plant would benefit from cutting into the roots in a couple places.



6.

TaDa! Two plants! MMS 12:24



7.

You can go ahead and plant these in the ground, but my new site isn't going to be ready for a week or two. So I'm repotting them back into the same size pot.




8.

Again...TaDa! MMS 12:27 PM



9.

Here's a flat of divided plant next to a flat of undivided. Whether you repot or plant, water well. They may take a bit more watering for the first week or two.



Eastern woodland sedge, a species of True sedges

Also known as:

- Common Wood Sedge
- Creek Sedge
- Woodland sedge

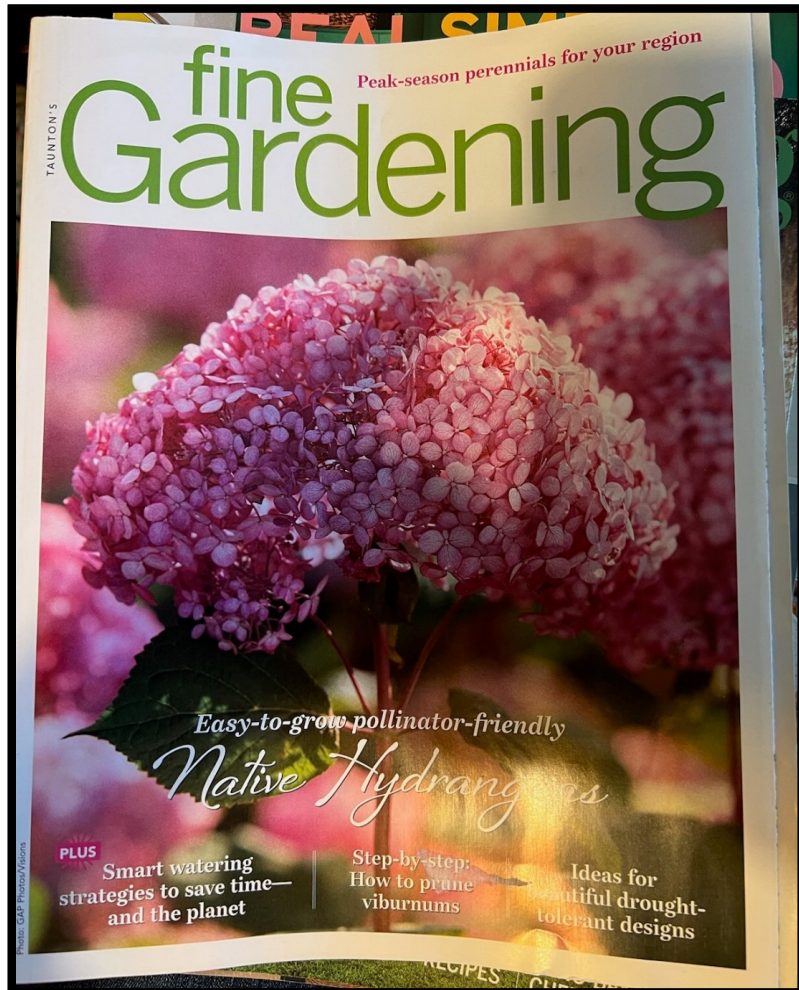


Grow, Sedges!

← Marcie found this Woodland Sedge under a tree as a volunteer! She is so lucky! These are also easy to relocate as their roots are rather shallow.



Dawn, Karen, Nelle, and Houdi helped out removing seedlings from the Pocket Prairie, and the next day we were rewarded by seeing a worker take his lunch break on the bench in the [Friends of Stone Park](#) Memorial Pocket Prairie!



Fine Gardening featured the Mt. Cuba study of Native Hydrangeas for pollinators!

← Click photo for the link to that study or grab your own copy of Fine Gardening!

Mark Your Calendars!!
We are adding plants for the...drum roll...

June 11th

Tea Party
at The Flower House!

Members Only
from 10-12

Open to the Public
from 12-1PM



Wishing you a week filled with "Hikes and How-Tos!"



Wild Ones[®]

NATIVE PLANTS, NATURAL LANDSCAPES

LOESS HILLS

