

# Weekly Wild Wednesday

January 18<sup>th</sup>, 2023  
*What a Week of "Sowing for Spring!"*



Jerry shows us how Winter Sowing is done at home in HIS spaces! This is his FIRST try, and he looks like a PRO! He mixed his soil in the big red bucket, and tucked all these jugs in to wait for Spring! Grow, Jerry!! We are inspired by your example! Wishing you good sprouts!



Thanks Jerry for these awesome photos--

We love sharing in your Winter Fun!

## 7 - Wait until Spring!

You shouldn't need to water your containers. The plastic domes will act as green houses and help retain moisture.

But, if the outside temperatures are above freezing, and your potting soil looks dry you may need to water.

To safely add water to your containers, do one of the following methods:

**Water from the bottom.** Place your milk jug container or tray in a large plastic tray or kiddie pool, and add some water. The water will enter the drain holes, and through osmosis moisten the potting soil.

There were quite a few questions on watering, since last year we had a drought and VERY little snow fall.

← Click here for detailed information on all aspects of Winter Sowing!

GrowitBuild it says you can also mist inside the containers with a spray bottle of water if that is easier than watering from the bottom!





Thanks to my wonderful volunteers I'm frost seeding 10 acres with local native prairie seeds. How many species can you identify?



Bill shared his Winter SEEDING in a VERY big way! Woowooooowwww! He challenged us to look closely and see how many kind of seeds we can ID! Let us know what YOU identify!



Marcie, our instructor and presenter for Loess Hills Wild Ones Winter Sowing, topped all of us so far with HER Winter Sowing example!

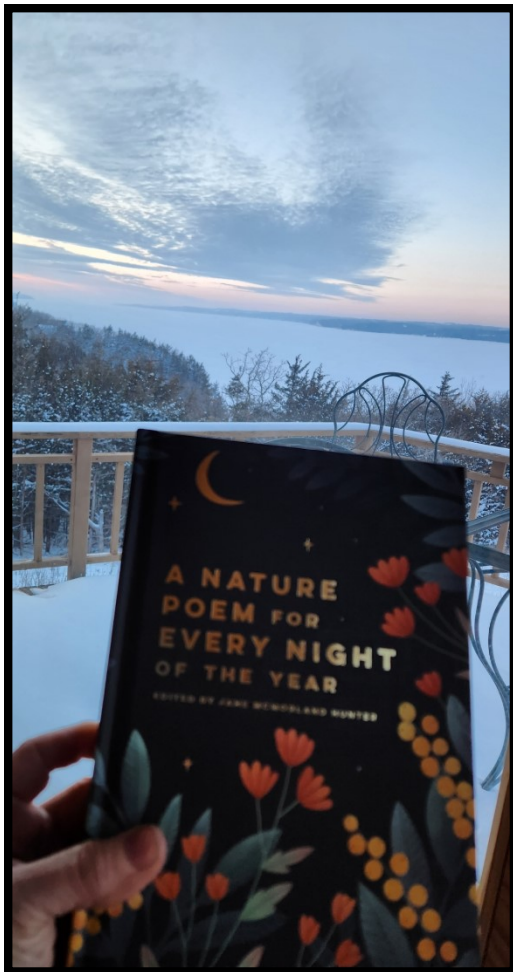
←  
Grow, Marcie!




71 winter sowing containers with 43 different native grasses and flowers.

We can hardly wait to hear about your Sprouting Successes this Spring!





After curling up for a poem in a book gifted by Dawn, We went out for a Meander Tour in the Crofton area and saw this frosty Bald Eagle and several friends roosting and hunting on the lake! Gorgeous! Click Eagle photo for viewing location! →



It's hard to believe that these brown, tiny seed pods will release masses of seed that become will become THIS! Click photo for link!



Leesa reminded us of an awesome seminar about to take place—live and Zoom—In Des Moines, Iowa! ←Click for link! Contact Leesa, Marlene, or go to the website for registration and details!



## 2023 Winter Seminar

### 2023 IPN Winter Seminar

#### Prairies in a Changing Landscape

February 18th, 2023  
Drake University, Des Moines, IA

Please join us on [Saturday, February 18, 2023](#) at Drake University for Iowa Prairie Network's Annual Winter Seminar. We welcome you, your friends and family to come learn more about Iowa's endangered prairie ecosystem and the plants and animals that rely on it! This event will also be offered virtually via zoom and recorded for future viewing. The theme this year is "Prairies in a Changing Landscape". We have a line up of amazing speakers who are experts in the field and will share knowledge and best management practices related to fire, grazing, climate change and more. For more information please visit [our website](#).

This seminar is open to the public, with a suggested free will donation of \$10 to help cover event expenses. **Registration is required!** To register, please follow [this link](#).

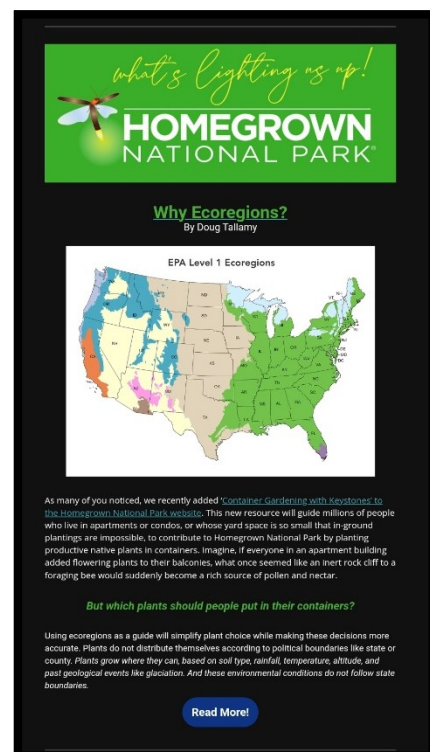
If you are interested in having an exhibitor/vendor booth at this event, please contact Marlene Ehresman at [marlene@iowawildlifecenter.org](mailto:marlene@iowawildlifecenter.org) for more information. In lieu of a booth fee, we ask exhibitors to bring an item to contribute to the silent auction.

712-253-2412  
[leesa.mcneil@gmail.com](mailto:leesa.mcneil@gmail.com)

And Dianne shared this awesome link to the new Ecoregions Work from Home Grown National Park!

Click for link! →

Thanks, Dianne!





*Wishing you a week filled with "Sowing for Spring!"*

